

*"Friend of the Plumber"®*

# Roof Drains



*Order by Phone: 800-438-5327*

*Order by fax: 828-247-6609*

[www.plasticoddities.com](http://www.plasticoddities.com)



## Roof Drain With Plastic or Cast Dome



- Available in over 3", over 4", and inside 6" Schedule 40 Pipe Fits
- Dome bolted to clamping collar/gravel guard
- Dome available in plastic, cast iron, aluminum, nickel, and brass
- Threaded aluminum inserts for attaching underdeck clamp
- Available tapped for trap primer
- Dome free area 50 sq. inches

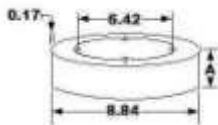


	PART #		SIZE	DESCRIPTION	DOME	A	B	C
	PVC	ABS						
PRD900	ARD901		3"	Roof drain w/ cast iron dome	SP-61CI	4"	3.5"	4"
PRD900P	ARD901P		3"	Roof drain w/ plastic dome	SP-61P	4"	3.5"	4"
PRD900A	ARD901A		3"	Roof drain w/ aluminum dome	SP-61A	4"	3.5"	4"
PRD900B	ARD901B		3"	Roof w/ brass dome	SP-61B	4"	3.5"	4"
PRD900N	ARD901N		3"	Roof drain w/ nickel dome	SP-61N	4"	3.5"	4"
PRD902	ARD903		4"	Roof drain w/ cast iron dome	SP-61CI	5"	4.5"	4.2"
PRD902P	ARD903P		4"	Roof drain w/ plastic dome	SP-61P	5"	4.5"	4.2"
PRD902A	ARD903A		4"	Roof drain w/ aluminum dome	SP-61A	5"	4.5"	4.2"
PRD902B	ARD903B		4"	Roof w/ brass dome	SP-61B	5"	4.5"	4.2"
PRD902N	ARD903N		4"	Roof drain w/ nickel dome	SP-61N	5"	4.5"	4.2"
PRD908	ARD909		6"	Roof drain w/ cast iron dome	SP-61CI	6"	5.5"	4.8"
PRD908P	ARD909P		6"	Roof drain w/ plastic dome	SP-61P	6"	5.5"	4.8"
PRD908A	ARD909A		6"	Roof drain w/ aluminum dome	SP-61A	6"	5.5"	4.8"
PRD908B	ARD909B		6"	Roof w/ brass dome	SP-61B	6"	5.5"	4.8"
PRD908N	ARD909N		6"	Roof drain w/ nickel dome	SP-61N	6"	5.5"	4.8"

## Water Dam For Roof Drains



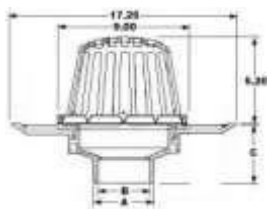
- Aluminum water dam, only
- Available in 1", 2", and 3" height
- Converts roof drain to an overflow drain



PART#	DESCRIPTION	A
MWD100A	Aluminum 1" Water Dam for Roof Drains	1"
MWD200A	Aluminum 2" Water Dam for Roof Drains	2"
MWD300A	Aluminum 3" Water Dam for Roof Drains	3"




## Roof Drain With Plastic Receiver Pan



- Available in over 3", over 4", and inside 6" Schedule 40 Pipe Fits
- 16" Diameter receiver pan
- Dome bolted to clamping collar/gravel guard
- Dome available in plastic, cast iron, aluminum, nickel, and brass
- Threaded aluminum inserts for attaching underdeck clamp
- Available tapped for trap primer
- Dome free area 50 sq. inches

PVC	PART #		SIZE	DESCRIPTION	DOME	A	B	C
	ABS							
PWF9001	AWF9011		3"	Roof drain w/ cast iron dome	SP-61C	4"	3.5"	4"
PWF9001P	AWF9011P		3"	Roof drain w/ plastic dome	SP-61P	4"	3.5"	4"
PWF9001A	AWF9011A		3"	Roof drain w/ aluminum dome	SP-61A	4"	3.5"	4"
PWF9001B	AWF9011B		3"	Roof w/ brass dome	SP-61B	4"	3.5"	4"
PWF9001N	AWF9011N		3"	Roof drain w/ nickel dome	SP-61N	4"	3.5"	4"
PWF9021	AWF9031		4"	Roof drain w/ cast iron dome	SP-61C	5"	4.5"	4.2"
PWF9021P	AWF9031P		4"	Roof drain w/ plastic dome	SP-61P	5"	4.5"	4.2"
PWF9021A	AWF9031A		4"	Roof drain w/ aluminum dome	SP-61A	5"	4.5"	4.2"
PWF9021B	AWF9031B		4"	Roof w/ brass dome	SP-61B	5"	4.5"	4.2"
PWF9021N	AWF9031N		4"	Roof drain w/ nickel dome	SP-61N	5"	4.5"	4.2"
PWF9081	AWF9091		6"	Roof drain w/ cast iron dome	SP-61C	6"	5.5"	4.8"
PWF9081P	AWF9091P		6"	Roof drain w/ plastic dome	SP-61P	6"	5.5"	4.8"
PWF9081A	AWF9091A		6"	Roof drain w/ aluminum dome	SP-61A	6"	5.5"	4.8"
PWF9081B	AWF9091B		6"	Roof w/ brass dome	SP-61B	6"	5.5"	4.8"
PWF9081N	AWF9091N		6"	Roof drain w/ nickel dome	SP-61N	6"	5.5"	4.8"

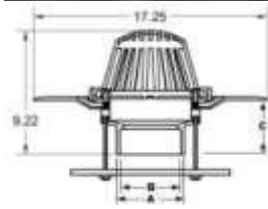
## 16" Diameter Roof Drain Receiver Pan



- 16" receiver pan converts basic roof drain to a wide flange, flat pan assembly

PART#	SIZE	DESCRIPTION
PRD16	16"	PVC Roof Drain Receiver Pan
ARD16	16"	ABS Roof Drain Receiver Pan

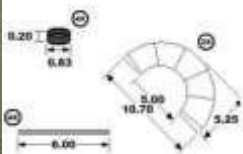
## Roof Drain With Receiver Pan & Underdeck Clamp



- Available in over 3", over 4", and inside 6" Schedule 40 Pipe Fits
- 16" Diameter receiver pan
- Dome bolted to clamping collar/gravel guard
- Dome available in plastic, cast iron, aluminum, nickel, and brass
- Threaded aluminum inserts for attaching underdeck clamp
- Available tapped for trap primer
- Dome free area 50 sq. inches

PVC	PART #		SIZE	DESCRIPTION	DOME	A	B	C
	ABS							
PWC9002	AWC9012		3"	Roof drain w/ cast iron dome	SP-61C	4"	3.5"	4"
PWC9002P	AWC9012P		3"	Roof drain w/ plastic dome	SP-61P	4"	3.5"	4"
PWC9002A	AWC9012A		3"	Roof drain w/ aluminum dome	SP-61A	4"	3.5"	4"
PWC9002B	AWC9012B		3"	Roof w/ brass dome	SP-61B	4"	3.5"	4"
PWC9002N	AWC9012N		3"	Roof drain w/ nickel dome	SP-61N	4"	3.5"	4"
PWC9022	AWC9032		4"	Roof drain w/ cast iron dome	SP-61C	5"	4.5"	4.2"
PWC9022P	AWC9032P		4"	Roof drain w/ plastic dome	SP-61P	5"	4.5"	4.2"
PWC9022A	AWC9032A		4"	Roof drain w/ aluminum dome	SP-61A	5"	4.5"	4.2"
PWC9022B	AWC9032B		4"	Roof w/ brass dome	SP-61B	5"	4.5"	4.2"
PWC9022N	AWC9032N		4"	Roof drain w/ nickel dome	SP-61N	5"	4.5"	4.2"
PWC9082	AWC9092		6"	Roof drain w/ cast iron dome	SP-61C	6"	5.5"	4.8"
PWC9082P	AWC9092P		6"	Roof drain w/ plastic dome	SP-61P	6"	5.5"	4.8"
PWC9082A	AWC9092A		6"	Roof drain w/ aluminum dome	SP-61A	6"	5.5"	4.8"
PWC9082B	AWC9092B		6"	Roof w/ brass dome	SP-61B	6"	5.5"	4.8"
PWC9082N	AWC9092N		6"	Roof drain w/ nickel dome	SP-61N	6"	5.5"	4.8"

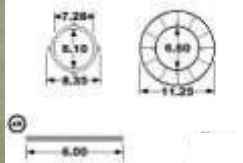
## Under Deck Clamp Kit For 3" & 4" Roof Drains



- Kit includes 2 piece black styrene clamp, 4 threaded studs, 4 bolts, and 4 washers

PART#	DESCRIPTION
UDC990	Under Deck Clamp Kit

## Under Deck Clamp Kit For 6" Roof Drains



- Clamp kit for 6" roof drains

PART#	DESCRIPTION
UDC996	Clamp Kit for 6" Roof Drains

