

# TRAPS

## DEEP SEAL "P" TRAPS

**FUNCTION:** Provides the protection of an independent "deep seal" cast iron trap for use in conjunction with bottom outlet drains. Can be provided with bottom cleanout plug, trap primer connection or low flushing tapping.

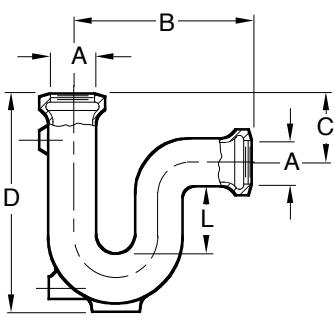


Fig. 7220T . . . FEMALE THREADED INLET AND OUTLET

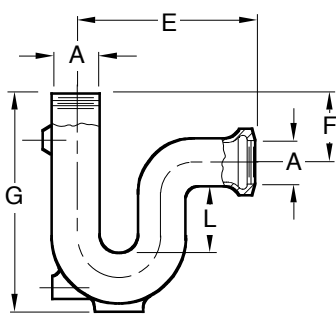


Fig. 7221T . . . MALE THREADED INLET AND FEMALE THREADED OUTLET

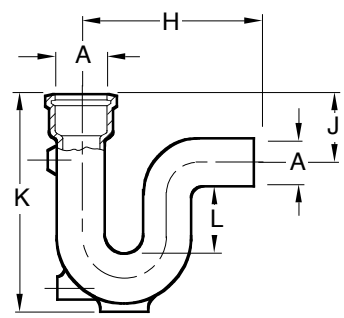


Fig. 7222S . . . HUB INLET AND SPIGOT OUTLET  
Sized for Service Weight

A SIZE	B	C	D	E	F	G	H	J	K	L Seal
02(50)	6 1/4(160)	2 3/4(70)	10(255)	6 1/4(160)	2 3/4(70)	10(255)	10(255)	4(100)	11 1/2(290)	4(100)
03(75)	8(205)	3(76)	13(330)	8(205)	3(76)	13(330)	11 1/2(290)	4 1/2(115)	14 1/2(370)	5(125)
04(100)	9 3/4(250)	4 1/4(110)	15 1/2(395)	9 3/4(250)	6(150)	17 1/2(445)	14 3/4(375)	7(180)	18 1/2(470)	5(125)

**REGULARLY FURNISHED:**  
Duco Cast Iron Trap.

- VARIATIONS:**
- Bronze Cleanout Plug -BP
  - Flushing Connection 1/2(13) in. N.P.T. -FC
  - NO-HUB Adaptor (Specify Fig. 2646Y)
  - Trap Primer Connection -P050 1/2"(13), -P075 3/4"(19)

- OPTIONAL MATERIALS:**
- A.R. Coated Inside -ARI
  - Galvanized Cast Iron -G

**NOTE:** Dimensions shown in parentheses are in millimeters.

DRAWING NUMBER S7220  
SIZE A  
SCALE: NONE  
DATE: 5-17-83  
APPROVED BY: SJM  
CHECKED BY: DT  
DRAWN BY: BS  
**7220,7221,7222**  
FIGURE NUMBER

WE CAN ASSUME NO RESPONSIBILITY FOR USE OF SUPERSEDED OR VOID DATA  
DIMENSIONS ARE SUBJECT TO MANUFACTURERS TOLERANCE AND CHANGE WITHOUT NOTICE

E	7-3-18	Revised Figure Number	TBW	CL			
D	6-15-16	Revised Optional Materials	TBW	CL	BS	WEIGHT	VOLUME
C	11-6-98	Revised Table	TBW	BS	POUNDS	CUBIC FEET	<b>FIGURE NUMBER</b>
B	11-27-95	Added Millimeters	EMB				<b>7220,7221,7222</b>
REV.	DATE	DESCRIPTION	BY	CKD. BY			