

Tara Scanzillo
Director of Sales
tscanzillo@speakman.com

KUBOS™ SHOWER HEAD










SPEAKMAN®




KUBOS SHOWER HEAD

Featuring a crisp, square frame, the Kubos Shower Head truly is simplicity at its finest. With over 50 customizable sprays, Kubos is engineered to deliver a remarkably powerful, full-coverage performance. The faceplate infinitely rotates 360-degrees in either direction for seamless transition between spray patterns.



FINISHES

- | | | | |
|---|---------------------------------------|---|---|
|  | Polished Chrome |  | Oil Rubbed Bronze
(Specialty Finish) |
|  | Brushed Nickel |  | Matte Black
(Specialty Finish) |
|  | Polished Nickel
(Specialty Finish) |  | Brushed Bronze
(Specialty Finish) |
|  | Polished Brass
(Specialty Finish) | | |

SPRAYS

-  Intense
-  Massage
-  Combination

FEATURES

-  Anystream Technology
-  WaterSense Certified
(2.0 & 1.75 GPM Models Only)



SKU	DESCRIPTION	STOCK FINISHES
S-3021	2.5 GPM Shower Head	PC, BN
S-3021-E2	2.0 GPM Low Flow Shower Head	PC, BN
S-3021-E175	1.75 GPM Low Flow Shower Head	PC