

Application

- Designed to close gaps in roof and sidewall applications



Features and Benefits

- Material thickness*: 1", 1-1/2", 2"
 - Polyethylene foam for exceptional strength and compressibility
 - Interlocking dovetail connections available on many profiles
 - Resists damaging ultra violet rays and ozone deterioration
 - One person installation
 - Color: Charcoal
 - Available with adhesive applied to assure positive positioning during installation
 - Hundreds of profile configurations available
- * Not all closure profiles available in all material thicknesses

Product Selection

Many profiles available to match most OEM panel profiles. Popular items listed.

Material No.				Profile Description	Pieces / Carton
Inner with Adhesive	Inner No Adhesive	Outer with Adhesive	Outer No Adhesive		
799586	799582	799598	799589	3/4" HiRib	100
799448	799444	799457	799450	R panel	100
799403	799399	799403	799399	2.67"x1/2" corrugated	100
799434	799433	799434	799433	7.2 pitch	100
799607	799605	799612	799609	M/U panel	100
799570	799569	799577	799573	Pro Panel II	100
799754	799750	799758	799755	5V Crimp	100

Sold in full carton quantity only.

The details stated are results of tests and/or calculations and therefore are non-binding and do not represent guaranties or warranted characteristics for not specified applications. All calculations therefore have to be checked and approved by the responsible planner ahead of execution. The user is responsible to assure compliance with all applicable laws and regulations.

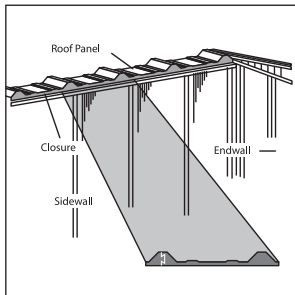
Product Specifications

Test		Test Method	Units	Values 1"	Values 1-1/2" & 2"
Density		BS ISO 7214 1998	lb/ft ³	1.5	1.8
Working Temperature Range		Internal	°F	212 max	212 max
				-94 min	-94 min
Compression Deflection	25%	BS ISO 7214 1998	psi	7.7	9.3
	50%			17.1	19.0
Compression Set	25% - 1/2 hr	BS ISO 7214 1998	% set	13.0	10.5
	25% - 24 hr			5	3
Tear Strength		BS EN ISO 8067 1995	lb/in	2.8	4.2
Tensile Strength		ISO 7214 1998	psi	46.4	54.4
Elongation			%	130	140
Flammability		FMVSS302	4"/min	Pass	Pass
Shore Hardness		ISO 868 1985	OO	50	53

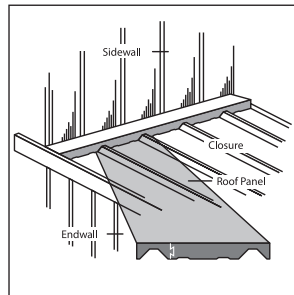
Maximum service temperature is 212° F. Applications where service temperature exceeds 212° F should be avoided, as the material can experience thermal degradation.

Installation and Application Considerations


VistaFoam closure is not recommended for installation or placement beneath translucent or clear materials where it may be exposed to direct sunlight. The potential intensification of the sun's rays may result in increased temperatures which could effect the condition of the material.



Typical Inside Closure Application




Typical Outside Closure Application



Step 1:

Ensure the self-adhesive closure configuration fits the roof panel used.



Step 2:

The inside closure fits the underside of the panel. Position the honeycomb texture side outward for optimal UV protection.



Step 3:

Place the roof panel over pre-cut closure configuration for a snug fit. Attach panel over closure with the proper fasteners.

Metric values are approximate conversions.

The details stated are results of tests and/or calculations and therefore are non-binding and do not represent guaranties or warranted characteristics for not specified applications. All calculations therefore have to be checked and approved by the responsible planner ahead of execution. The user is responsible to assure compliance with all applicable laws and regulations.