



REMOTE WATER CHILLER

Remote Water Chiller

MODEL A9100080-A
Remote Water Chiller,
8 Gallons Per Hour

STANDARD FEATURES

- Designed to serve multiple drinking fountains
- Heavy gage galvanized steel cabinet
- 3/8" O.D. copper inlet & outlet tubes
- Refrigerant R-134A
- Indoor Installation Only



Model A9100080-A Shown

SUGGESTED SPECIFICATIONS

Model A9100080-A is a remote water chiller intended for indoor installation (not rated for outdoor use), and shall deliver 8.0 GPH (30.3 LPH) of water 50°F (10°C) cooled from 80°F (26.7°C) inlet water and 90°F (32.2°C) ambient. Evaporator shall be an insulated, tube on tube. Cooling system shall use R-134a refrigerant and be capillary tube regulated. An adjustable thermostat with an off position shall control the refrigeration system. Frame shall be manufactured from heavy gage steel. Unit shall adhere to NSF/ANSI 61, Section 9 and CHSC 116875. Unit shall be listed by Underwriters Laboratories for both the US and Canada, compliant to the Air Conditioning and Refrigeration Institute Standard 1010

OPTIONAL ACCESSORIES

(additional costs may be incurred)

- LG Louvered grille
-granite powder coated
- LG1 Louvered grille
-stainless steel
- SRC Shelf for remote chiller
- 220V 220 volt / 50Hz compressor (C€)

Model Number	GPH*	Rated Watts	Full Load Amps	Approx. Shipping Weight
A9100080-A	8.0	390	4.6	48 lbs.

* GPH of 50°F water at 90°F ambient room temperature and 80°F inlet water temperature Compressor motor operates on 115 Volt / 60 Hz single phase.

Complies with the following standards:



Member of
U.S. Green
Building
Council



Recyclable
Product



Water
Conserving
Product

WARNING: Cancer and Reproductive Harm - www.P65Warnings.ca.gov

MURDOCK MFG. • 15125 Proctor Avenue • City of Industry, CA 91746 USA
Phone 800-453-7465 or 626-333-2543 • Fax 626-855-4860 • www.murdockmfg.com

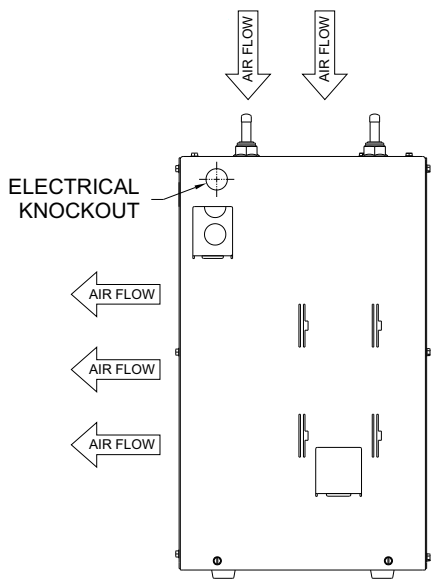
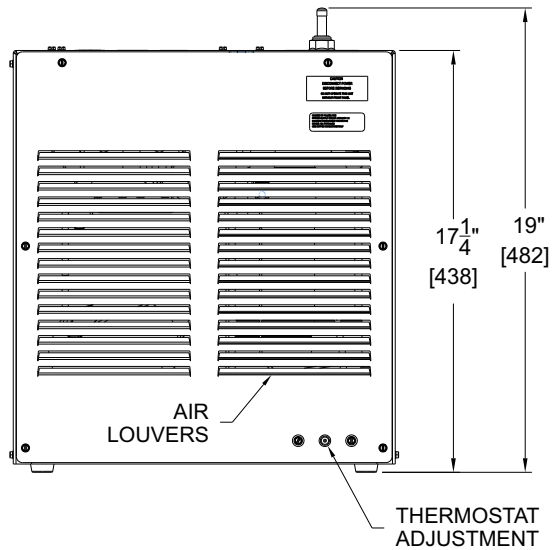
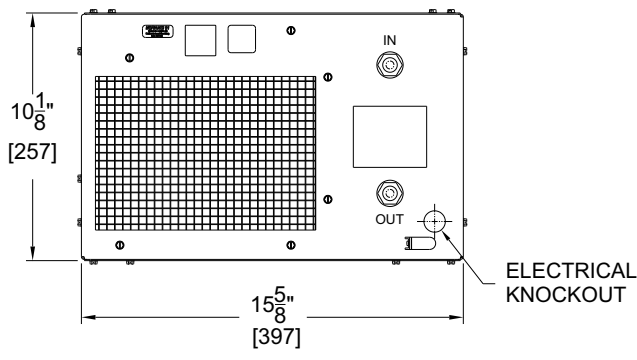
Member of
MORRIS GROUP
INTERNATIONAL



REMOTE WATER CHILLER

Remote Water Chiller

MODEL A910080-A
Remote Water Chiller,
8 Gallons Per Hour



GENERAL NOTES:

1. ALL DIMENSIONS ARE IN INCHES [MM].
2. IT IS RECOMMENDED THAT ALL WATER OUTLETS BE CONNECTED DIRECTLY AND NO MORE THAN 7 FEET AWAY FROM THE CHILLER. FOR ANYTHING GREATER THAN 7 FEET, CHILLED WATER MAY NOT BE EXPOSED UNTIL ALL WATER IN RISER HAS BEEN RELEASED. ALL CHILLED WATER PIPING IS INTENDED TO BE COVERED WITH APPROPRIATE INSULATION TO MAINTAIN TEMPERATURE AND AVOID CONDENSATION

Murdock Mfg.™ warrants that its products are free from defects in material or workmanship under normal use and service for a period of one year from date of shipment. Murdock's liability under this warranty shall be discharged solely by replacement or repair of defective material, provided Murdock™ is notified in writing within one year from date of shipment, F.O.B. Industry, California.

SELECTION SUMMARY & APPROVAL FOR MANUFACTURING	Model Number & Options _____	Quantity _____	<p><i>All dimensions are subject to manufactures tolerance of plus or minus 1/2" nominal and subject to change without notice. Murdock assumes no responsibility for use of void or superseded data. Dimensions may change with the addition of optional accessories. Murdock Mfg.™, Member of Morris Group International™. Please visit www.murdockmfg.com for most current specifications.</i></p>
	Company _____		
	Contact _____	Title _____	
	Signature (Approval for Manufacturing) _____	Date _____	

MURDOCK MFG. • 15125 Proctor Avenue • City of Industry, CA 91746 USA
Phone 800-453-7465 or 626-333-2543 • Fax 626-855-4860 • www.murdockmfg.com

