

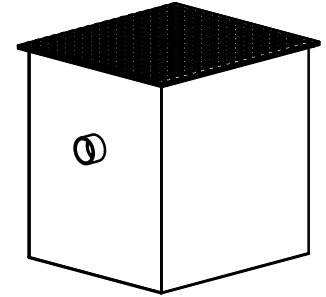
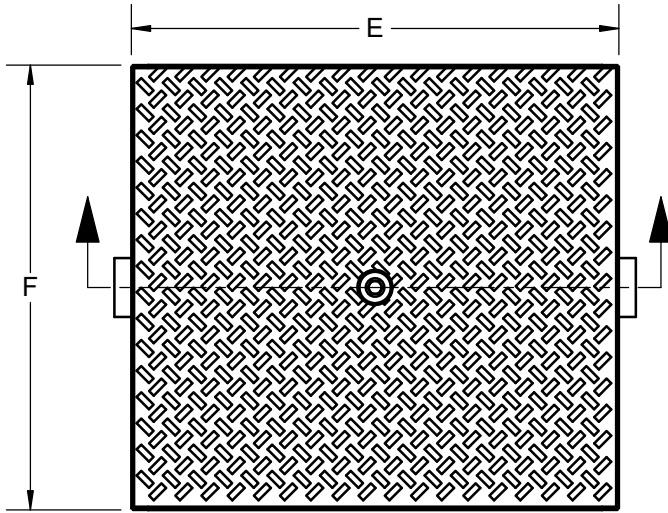
SPECIFICATION:

JOSAM 60100H-EXT SERIES EPOXY COATED FABRICATED STEEL GREASE INTERCEPTOR, DEEP ROUGHING INTEGRAL EXTENSION FLUSH-WITH-FLOOR TYPE, NO-HUB CONNECTIONS, INTERNAL TRAP, REMOVABLE DIFFUSER BAFFLE, GASKETED NON-SKID COVER, FLOW CONTROL FITTING AND PDI SEAL OF APPROVAL.

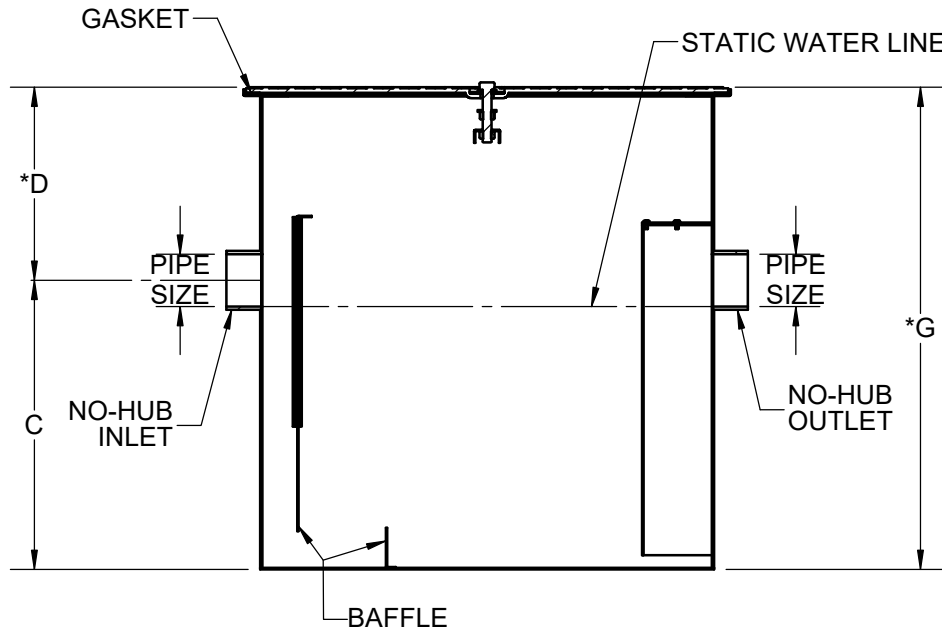
**GREASE INTERCEPTOR
MANUAL TYPE**

SERIES **60100H-EXT**

CONFORMS TO PLUMBING AND DRAINAGE INSTITUTE STANDARD PDI-G101 AND ASME A112.14.3



ACCEPTED FOR USE
CITY OF NEW YORK
DEPARTMENT OF BUILDINGS
MEA 255-06-E VOL. 1



For Custom Extension Height:

Specify "D" Dimension = ____ in.
New "G" Dimension = ____ in.
("C" + "D")

WARNING: Cancer and Reproductive Harm - www.P65Warnings.ca.gov

-AC	ALUMINUM COVER (N/A WITH -40, -HD)
-EGOLD	GREASE/OIL LEVEL DETECTOR (15-100gpm sizes)
-SS	STAINLESS STEEL INTERCEPTOR
-GRD	GREASE REMOVAL DEVICE (TIMER)
-40	COVER RECESS FOR FLOOR FINISH
-61	FLANGE AND CLAMP DEVICE
-85	ENZYMATIC PORT IN COVER
X -EXT	EXTENSION, 6" STANDARD (SPECIFY EXT. HEIGHT)
-ISI	INTEGRATED SOLIDS INTERCEPTOR
-HD	HEAVY-DUTY COVER

TYPE	FLOW (GPM)	CAP. (LBS.)	PIPE SIZE	C	*D	E	F	*G
60102H-EXT	7	14	2	8-1/4	9-3/8	14-7/8	13	17-5/8
60103H-EXT	10	20	2	8-1/2	9-3/8	16-5/8	14-1/2	17-7/8
60104H-EXT	15	30	2	9-1/2	9-3/8	20-3/8	17	18-7/8
60105H-EXT	20	40	3	12	10-7/8	20-7/8	19	22-7/8
60106H-EXT	25	50	3	13	10-7/8	23-3/8	21-1/2	23-3/8
60107H-EXT	35	70	3	14-1/2	10-7/8	26-1/8	23	25-3/8
60108H-EXT	50	100	3	16-1/2	10-7/8	27-7/8	25-1/2	27-3/8
60109H-EXT	75	150	3	21	12	41	31	33
60110H-EXT	100	200	4	23	14	47	35	37

*DIMENSIONS BASED ON STANDARD 6" EXTENSION

DATE OF LAST CHANGE: 06/12/18

DIMENSIONS ARE SUBJECT TO MANUFACTURERS TOLERANCES AND CHANGE WITHOUT NOTICE. WE CAN ASSUME NO RESPONSIBILITY FOR USE OF SUPERSEDED OR VOID DATA.



MICHIGAN CITY, INDIANA

NOTES