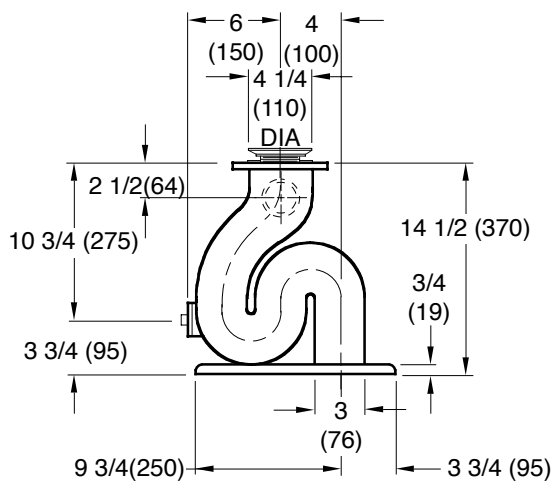


SPECIALTIES

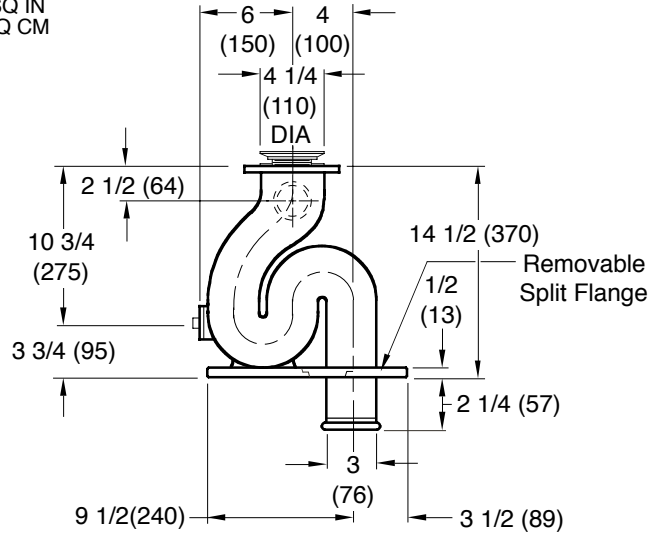
TRAP STANDARDS FOR SERVICE SINKS

FUNCTION: For use with all service sinks.

Free Area
2.00 SQ IN
(13) SQ CM



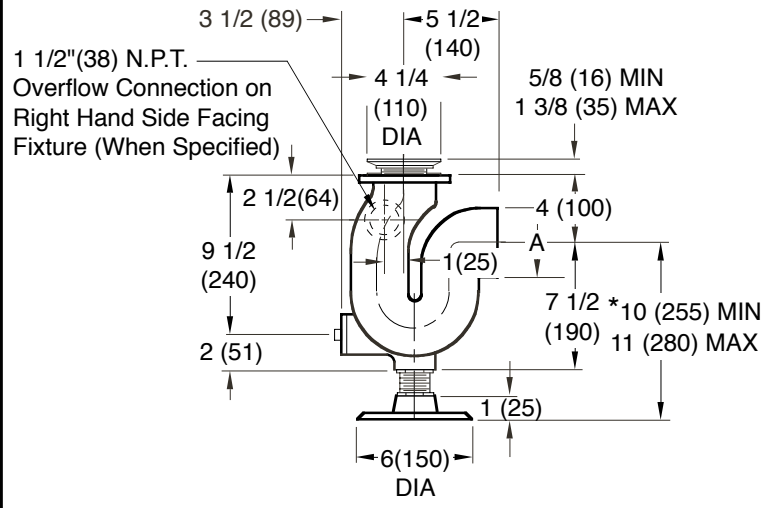
"S" TRAP FOR
3" (75) IRON, OR SOIL PIPE



"S" TRAP FOR
3" (75) SOIL PIPE HUB

Fig. 9130... CAST IRON
 Fig. 9134▲... ALL BRONZE

Fig. 9140... CAST IRON



- Fig. 9110... 02"(50) SIZE OUTLET - CAST IRON
- Fig. 9114▲... 02"(50) SIZE OUTLET - ALL BRONZE
- Fig. 9116▲... 02"(50) SIL-BRAZE OUTLET - ALL BRONZE
- Fig. 9118... 02"(50) SIL-BRAZE OUTLET WITH SIL-BRAZE GROOVES
- Fig. 9120... 03"(75) SIZE OUTLET - CAST IRON
- Fig. 9124... 03"(75) SIZE OUTLET - ALL BRONZE
- Fig. 9126... 03"(75) SIL-BRAZE OUTLET - ALL BRONZE
- Fig. 9128... 03"(75) SIL-BRAZE OUTLET WITH SIL-BRAZE GROOVES

REGULARLY FURNISHED:

All Traps with Chrome Plated Strainer, Rubber Gasket and Bronze Cleanout Plug. Cast Iron Traps are White Duco Coated Outside and Acid Resistant Coated Inside. All Bronze Traps are as Cast.

VARIATIONS:

- Acid Resistant Coated Inside and Outside -ARIO (Cast Iron Trap Only)
- 1 1/2" (38) Overflow Connection -N15 (Except Fig. 9110)
- For use with Stainless Steel Sink add Suffix -SS to Figure Number Selected

NOTE: Dimensions shown in parentheses are in millimeters.

Always specify fixture mfrs. name, number, and size.

▲Conforms to Military Specification MIL S-2143-B Amendment 1

* ROUGHING SHALL BE COORDINATED WITH SINK USED

DRAWING NUMBER S9100
 SIZE A
 SCALE: NONE
 DATE: 11-12-84
 APPROVED BY:
 CHECKED BY:
 DRAWN BY: TWK
9100 SERIES
 FIGURE NUMBER

WE CAN ASSUME NO RESPONSIBILITY FOR USE OF SUPERSEDED OR VOID DATA
 DIMENSIONS ARE SUBJECT TO MANUFACTURERS TOLERANCE AND CHANGE WITHOUT NOTICE

E D C	04/14/00 07/10/95 09/29/94	Changed Metric Equivalents Added Millimeters Sub. update	JJ EMB CMB	BS BS BS	WEIGHT POUNDS	VOLUME CUBIC FEET	FIGURE NUMBER 9100 SERIES
REV.	DATE	DESCRIPTION	BY	CKD. BY			